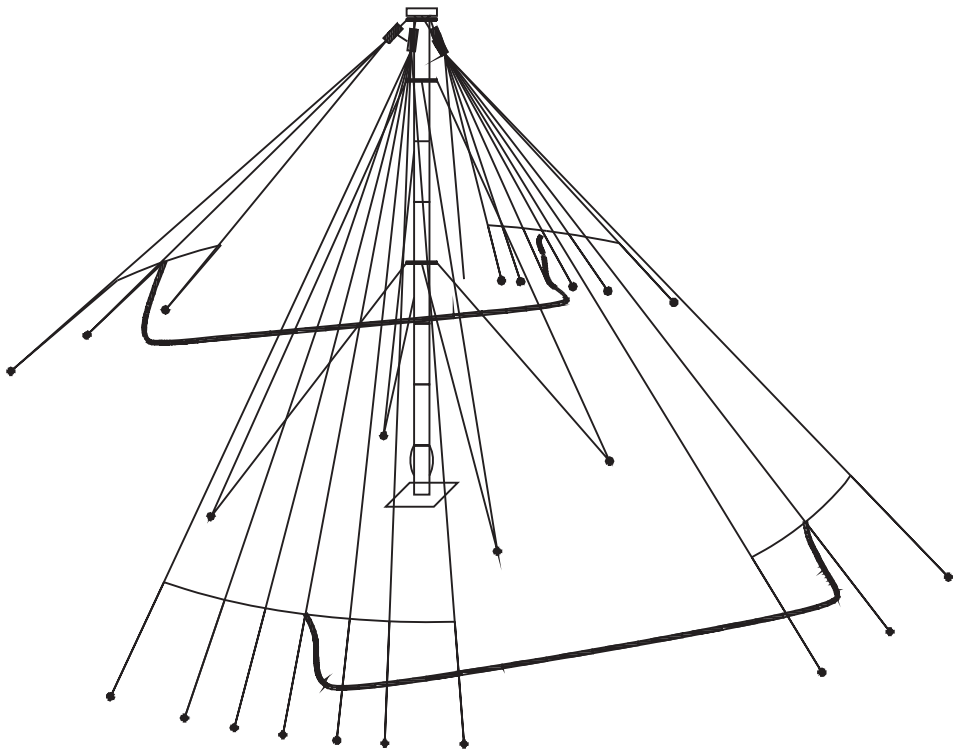
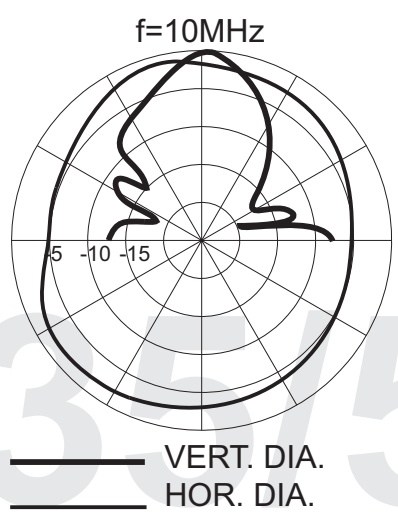
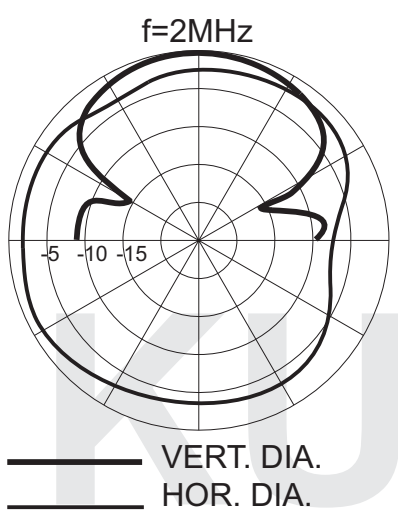
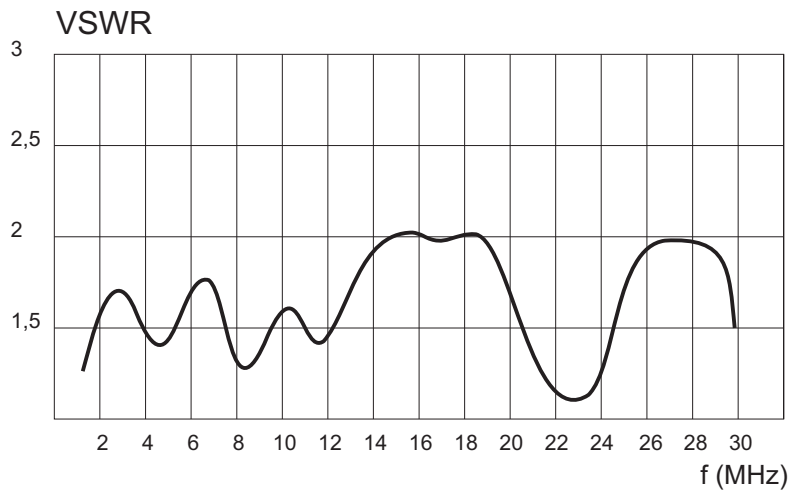


The antenna KUA-35/5 is a wideband shortwave transportable antenna. The mast is composed of seven sections each made of epoxy - glass composite material. On the top of the mast is the impedance transformer which is connected to two 7-wire dipole sections. From the top of the mast 7-wire sections of dipoles go toward the ground, guyed on it with ropes and pegs. Dipoles are connected over the special junction element and coaxial cable with 3-wire dipoles, mounted similar from the top of the mast toward the ground. Such construction of the antenna allows beside wideband characteristics also an approximately circular horizontal radiation pattern and vertical radiation toward the zenith. Therefore the antenna is suitable for communications over short to middle ranges up to 1500 km with sky and ground waves. The antenna is packed in the transportable linen bags.



Frequency range	1,5 - 30 MHz
Impedance	50 ohm
VSWR	< 2,5 (DIAG. 1)
Polarization	HOR.
Maximum power	1 kW CW
Radiation diagram	DIAG. 2, 3
Height	10 m
Length of sections	7 X 1,4 m
Mass of antenna	67 kg
Section diameter	60 mm
Mount. time/no. of pers.	30 min./3
Mounting area	25 m
Wind velocity	120 km/h
Temperature range	-40....+70 °C



**AUTHORIZED USA  
DISTRIBUTION BY:**  
 Cyntony Corporation  
 195 Follen Road  
 Lexington, Massachusetts  
 sales@cyntony.com  
 781-430-0675

