


Wideband LPDA Antenna

500 – 3000 MHz

Product Code: LPDA-A0038

VERSION: 4.6



SPECIFICATIONS:

Product code:	
LPDA-A0038	7/16 (female) connector
LPDA-A0038-01	N (female) connector
Electrical:	
Frequency range	500 – 3000 MHz
VSWR	1.5:1 typical, < 2:1 over 90% of the band
Nominal input impedance	50 Ω
Feed power handling	500 W CW 500 – 1000 MHz rolling off to 200 W from 1000 – 3000 MHz
Gain	10 dBi typical
E-plane 3 dB beamwidth	50° typical
H-plane 3 dB beamwidth	60° typical
Polarisation	Adjustable (vertical and horizontal)
Groundplane	Not required
Mechanical:	
Dimensions (w x l)	311 mm x 1802 mm
Weight	7 kg
Material	Aluminium, stainless steel, fibreglass
Mounting method	U-bolts supplied for 60 – 100 mm masts
Environmental: designed to meet the following specifications	
Temperature	-30 °C to +65 °C
Wind survival	160 km/h (calculated)

ELECTRICAL FEATURES:

- Wideband frequency coverage from 500 to 3000 MHz
- Low VSWR
- High gain of typically 10 dBi over the band
- Solid construction
- Compact storage

MECHANICAL FEATURES:

- Rugged
- Compact packaging

APPLICATIONS:

- Wideband monitoring
- High-Power applications

PRODUCT DESCRIPTION:

The LPDA-A0038 is a directional log-periodic dipole array primarily designed for EW monitoring applications. It covers the 500 to 3000 MHz with a typical gain of 10 dBi over the frequency band. The polarisation is adjustable between vertical and horizontal without lowering the mast via a swivel mounting bracket.

Wideband LPDA Antenna

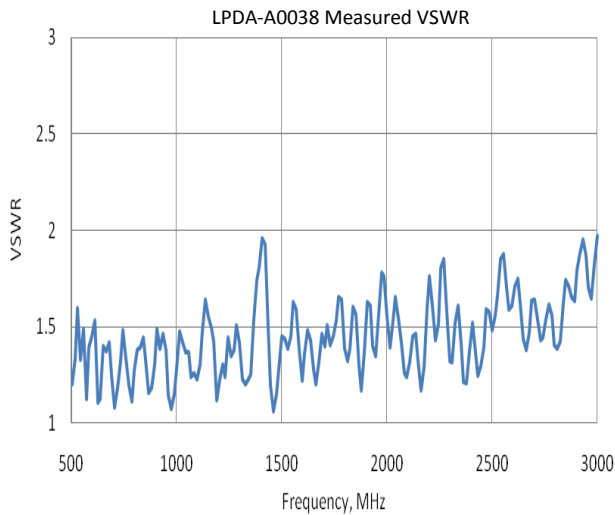
500 – 3000 MHz

Product Code: LPDA-A0038

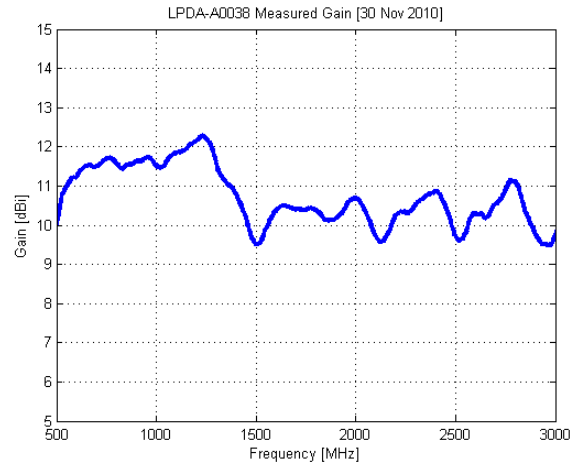
VERSION: 4.6

VSWR AND GAIN GRAPHS:

Typical VSWR:

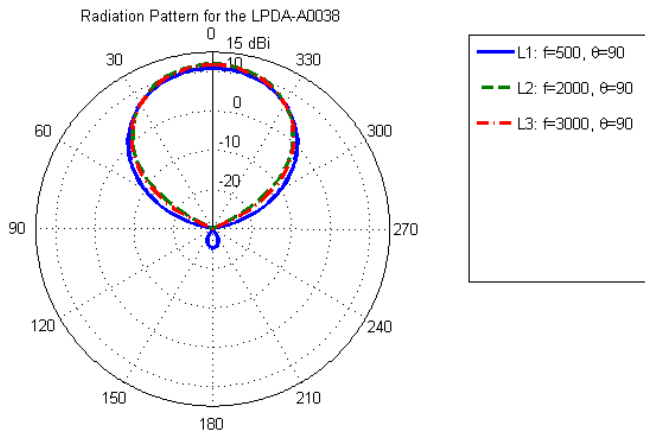


GAIN:

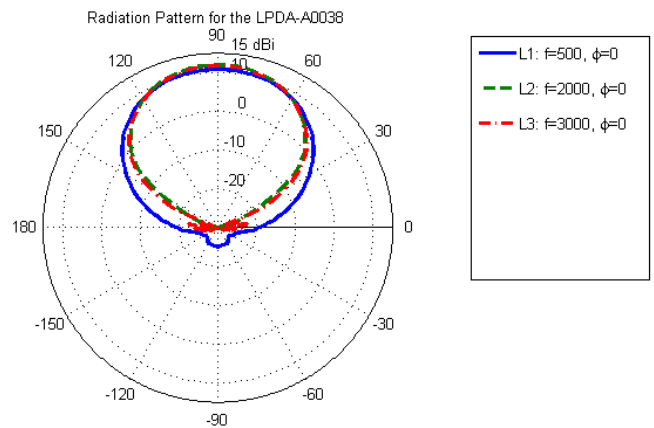


PATTERNS:

E-PLANE PATTERN:



H-PLANE PATTERN:



**AUTHORIZED USA
DISTRIBUTION BY:**

Cyntony Corporation
195 Follen Road
Lexington, Massachusetts
sales@cyntony.com
781-430-0675



**GAIN THE
ADVANTAGE**