

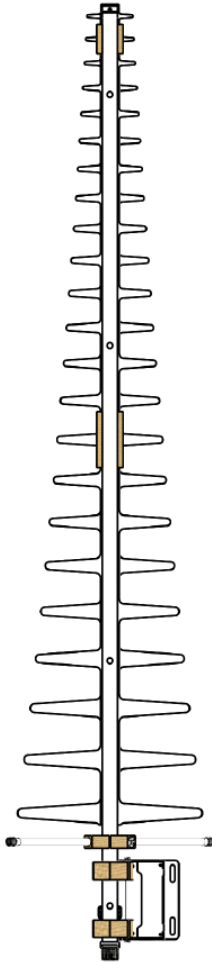
High-Power LPDA Antenna

500 – 1000 MHz

Product Code: LPDA-A0114

VERSION: 1.5

SPECIFICATIONS:



Electrical:	
Frequency range	500 – 1000 MHz
VSWR	< 2:1
Nominal input impedance	50 Ω
Connector	7/16 female
Feed power handling	2000 W
MTBF	50,000 h
Gain on horizon	> 10 dBi typical
Polarisation	Adjustable (vertical and horizontal)
Mechanical:	
Dimensions (l x w x d)	1650 mm x 320 mm x 250 mm
Total mass	4.6kg
Material	Aluminium, stainless steel, fibreglass
Mounting method	U-bolts supplied for 60 – 100 mm masts
Environmental: designed to meet the following specifications	
Wind survival on mast	160 km/h (calculated)
Temperature (operational)	-30 °C (no icing) to +70 °C
Water and dust resistance	IP66

PRODUCT DESCRIPTION:

The LPDA-A0114 is a directional log-periodic dipole array that is primarily designed for high-powered transmit applications. It covers the frequency band of 500 to 1000 MHz at 2000 W of power, with a typical gain of > 10 dBi.

The antenna can be adjusted easily for horizontal or vertical polarisation via a swivel mounting bracket on a mast.

This antenna can be customised if required, for different frequency ranges.

PRODUCT FEATURES:

- High feed power handling of 2 kW
- Low VSWR
- High gain over the band

APPLICATIONS:

- Wideband monitoring
- High-powered transmissions



Hi-Power LPDA Antenna

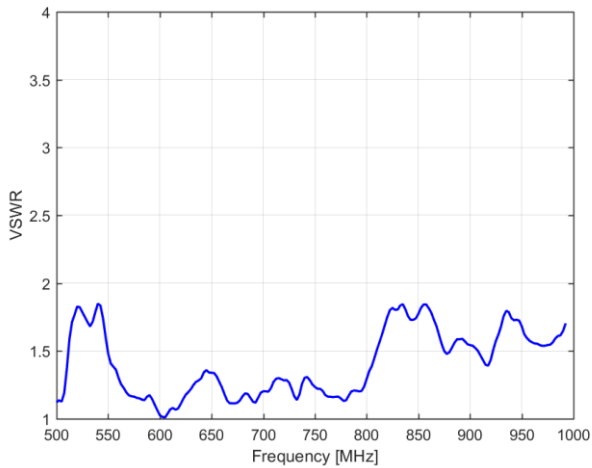
500 – 1000 MHz

Product Code: LPDA-A0114

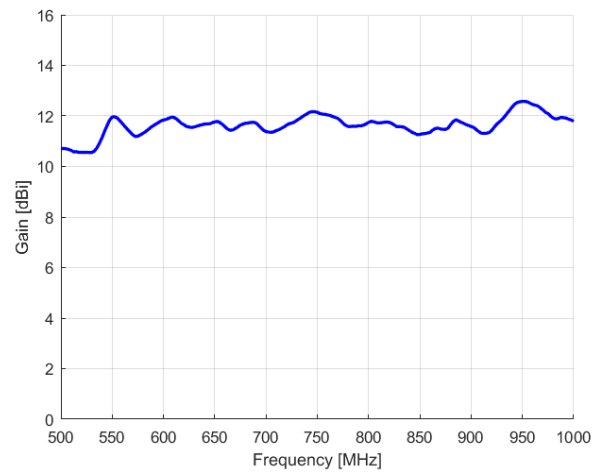
VERSION: 1.5

VSWR AND GAIN GRAPHS:

Measured VSWR:

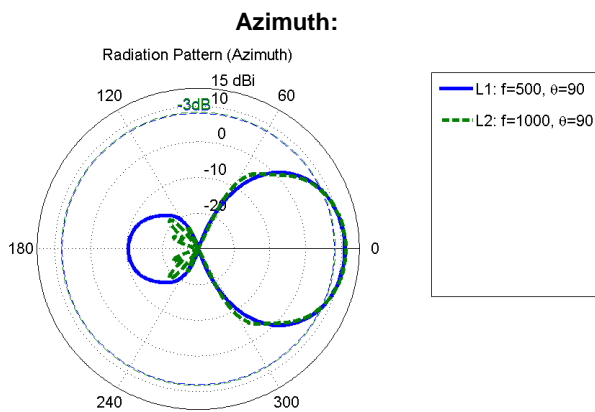


Measured GAIN:

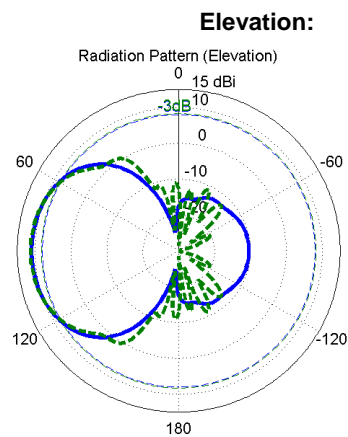


RADIATION PATTERNS:

E-PLANE PATTERN:



H-PLANE PATTERN:



**AUTHORIZED USA
DISTRIBUTION BY:**

Cyntony Corporation
195 Follen Road
Lexington, Massachusetts
sales@cyntony.com
781-430-0675



**GAIN THE
ADVANTAGE**