


Man-Portable HF Directional Antenna

1.5 – 30 MHz

Product Code: TW-A0008

VERSION: 1.2



SPECIFICATIONS:

Electrical: DF	
Frequency range	1.5 – 30 MHz
Polarisation	Vertical
Nominal input impedance	50 Ω
VSWR	< 2.5:1
Gain	See graph
Power handling	1 kW average, 4 kW PEP
Mechanical:	
Dimensions (deployed)	50 m x 2 m x 10 m high
Groundplane diameter	15 m
Dimensions (packed)	Crate 1: 1450 x 400 x 300 mm 52 kg (32 kg) Crate 2: 2240 x 402 x 220 mm 33 kg (3 kg)
Mass (antenna)	< 15 kg (excludes packaging, and mast)
Total mass (packed)	< 90 kg
Environmental: designed to meet the following specifications	
Wind survival	160 km/h (without ice)
Temperature range	-30 °C - +70 °C
Water resistance	IP 65
Vibration and shock	MIL-STD-810F

PRODUCT DESCRIPTION:

The TW-A0008 is a man-portable tactical HF directional antenna system designed for rapid deployment in the field. It is ideal for high-power and long-range HF communications.

The antenna system consists of a multi-wire travelling-wave antenna that gives good directivity throughout the frequency range.

The TW-A0008 can be connected directly to 50 ohm transmitters without the need for an antenna matching unit. The VSWR is below 2.5:1 over the entire frequency range from 1.5 to 30 MHz and the antenna is rated for a transmitter power of 1 kW continuous (4 kW PEP). The TW-A0008 can be deployed by two persons in less than 60 minutes including the mast.

PRODUCT FEATURES:

- Man-portable HF antenna
- Significant directive gain
- Low VSWR across a wideband

APPLICATION AREAS:

- Portable communication
- Long range HF transmission
- Any HF application

AUTHORIZED USA DISTRIBUTION BY:

Cyntony Corporation
 195 Follen Road
 Lexington, Massachusetts
 sales@cyntony.com
 781-430-0675



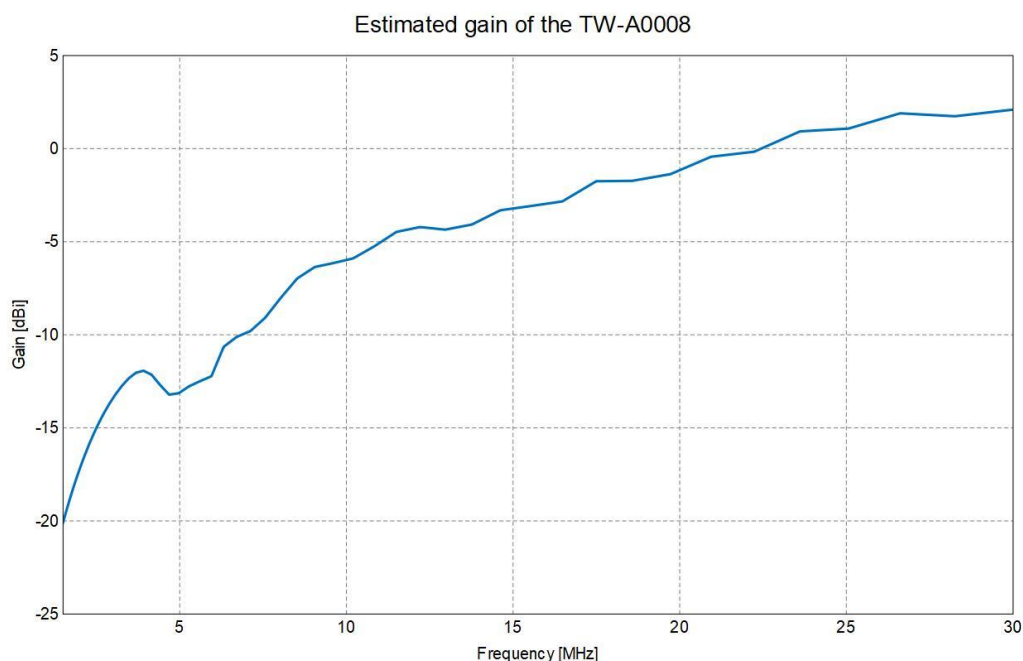
Man-Portable HF Directional Antenna

1.5 – 30 MHz

Product Code: TW-A0008

VERSION: 1.2

GAIN (Estimated):

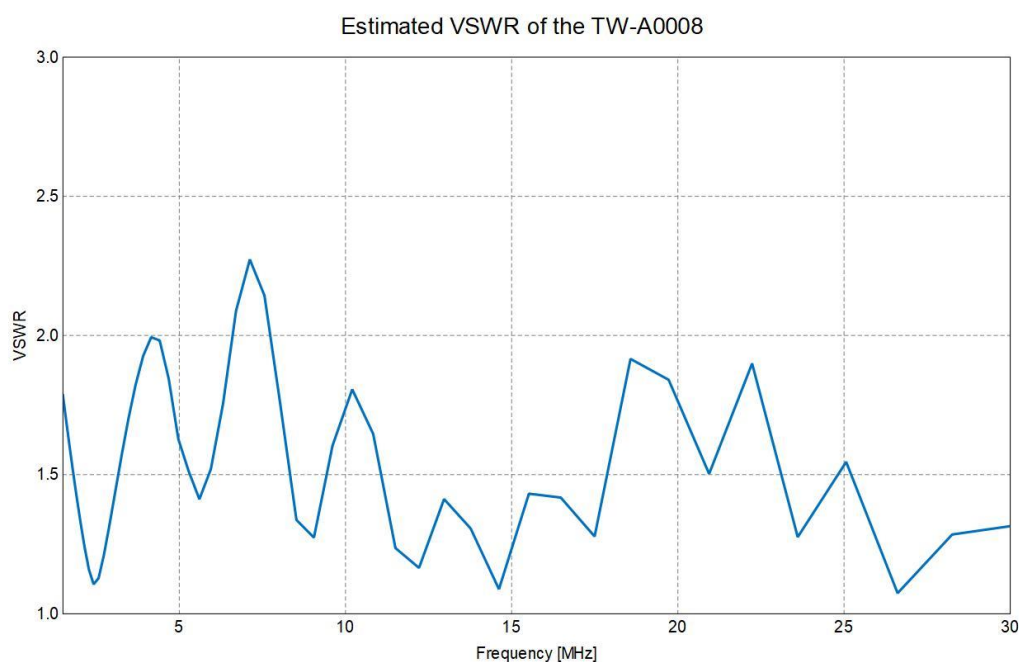


Note: The gain graph above shows simulated antenna gain over “average” ground with conductivity of 0.005 S/m and relative permittivity 13 and takes into account ground losses as well as resistive losses in the antenna.

Tolerance: The tolerance of this graph is as follows:

- > 5 MHz: ± 6 dB of graph
- < 5 MHz: ± 9 dB of graph

VSWR (Estimated):



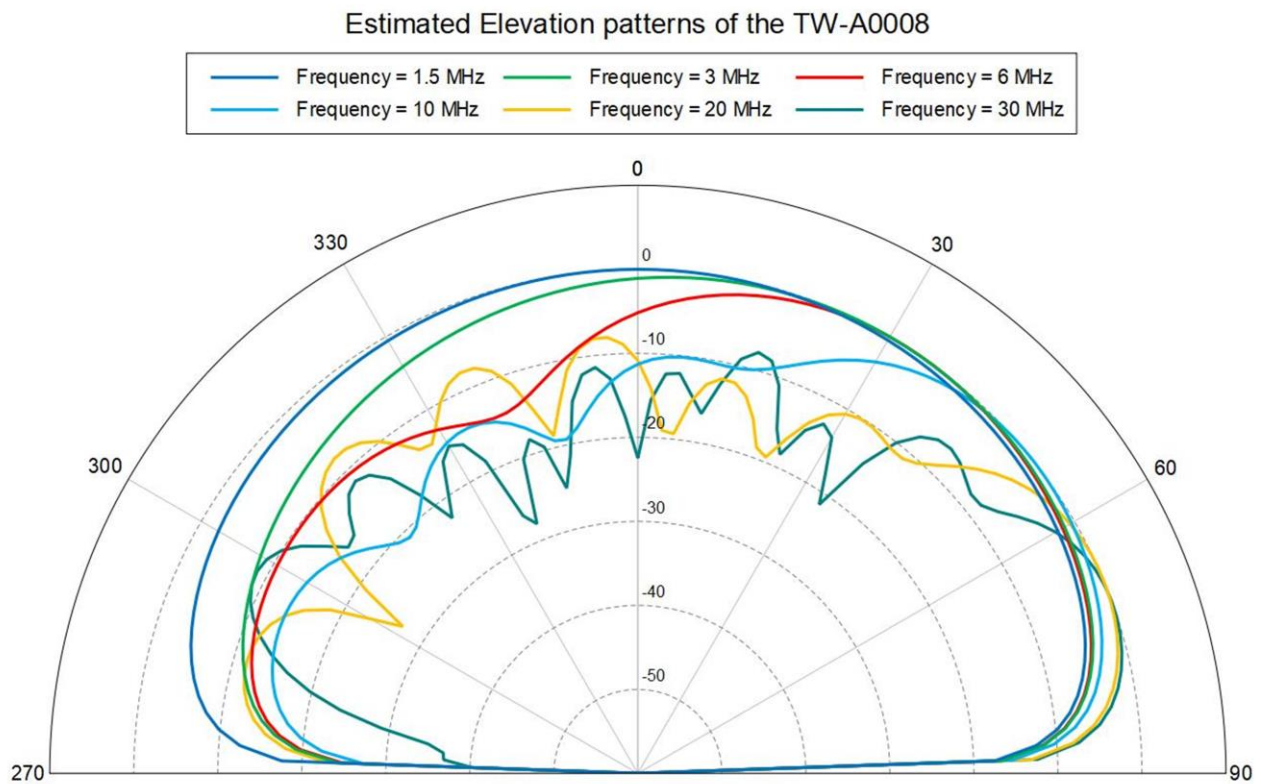
Man-Portable HF Directional Antenna

1.5 – 30 MHz

Product Code: TW-A0008

VERSION: 1.2

ELEVATION PATTERNS (Estimated):



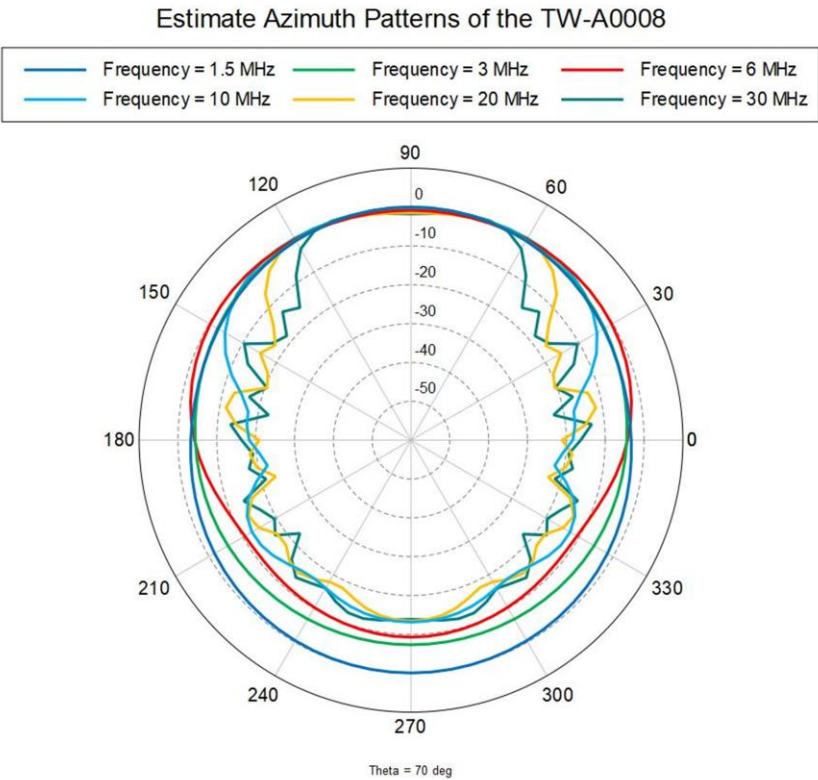
Man-Portable HF Directional Antenna

1.5 – 30 MHz

Product Code: TW-A0008

VERSION: 1.2

AZIMUTH PATTERNS (Estimated):



**AUTHORIZED USA
DISTRIBUTION BY:**

Cyntony Corporation
195 Follen Road
Lexington, Massachusetts
sales@cyntony.com
781-430-0675

