



XTND-OMNI Base Station with Doodle Labs Mesh Rider® Radio

Version: 1.0

Product Code: XTND-C030

see ordering information on page 2 for P/Ns



Product Description:

The XTND™ base station product family delivers enhanced long-range performance for its integrated Doodle Labs Mesh Rider Mini OEM 2x2 MIMO Radio. Offering the convenience of an IP-67 base station/CPE energized with PoE (802.3 af/at/bt), the XTND-C030 has a single IP-67 rated RJ-45 connector for both power and Fast Ethernet (100 Mbps) connectivity. Internal cross-polarized antennas deliver superior omnidirectional performance.

For radio relay or geographic overlay applications at different frequencies use two co-located XTND base stations. Contact Cyntony for details.

Mesh Rider is a registered trademark of Doodle Labs LLC

Specifications:

Electrical	
Frequency Range	902-928 & 1625-2500 MHz
Radio Type	DL Mini OEM Unlicensed or Helix
Radiation Pattern	Omnidirectional
Number of Sectors/Radios	One
Antenna Gain	2 dBi, max, ~2 dB ripple
Polarization	Cross-polarized for 2 x 2 MIMO

Mechanical	
Dimensions	13.8 x 9.38 x 7.17 inches
Weight	2.95 lbs with mast mount
Cooling	Internal Stirring
Radome	UV Stable ASA

Environmental	
Temperature Range	-40 to +60°C non-condensing
Ingress Rating	IP-67
Wind Rating	135 mph

Features:

- Omnidirectional high-throughput wireless networking
- Ultra-reliable low-latency channel for control
- Easy mast-mounting, maritime mount optional
- Energized by PoE (802.3 af/at/bt)
- Fully integrated and tested

Applications:

- Robotic and autonomous system communications
- Resilient private MANET networking

XTND-OMNI Base Station

Product Code: XTND-C030

Ordering Information

XTND-C030-1700

includes 1 x mini-OEM Mesh Rider Radio for ISM (RM-1700-22M3), 902-928 & 2400-2500 MHz

XTND-C030-2025

includes 1 x mini-OEM Mesh Rider Radio for Helix M1-M6 (RM-2025-62M3), 1625-2500 MHz

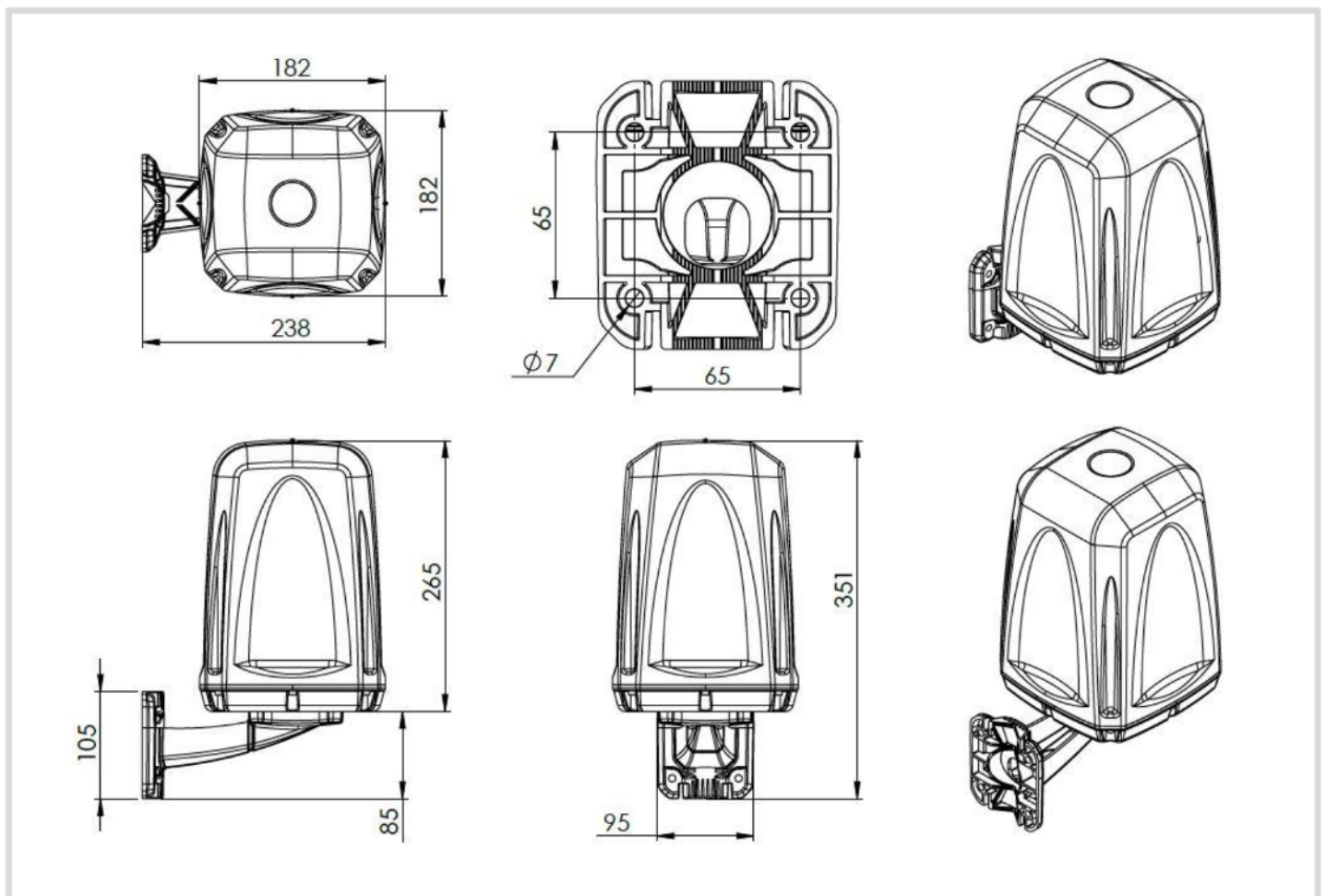
XTND-C030-2100

includes 1 x mini-OEM Mesh Rider Radio for Helix L&S (RM-2100-42M3), 1350-1390 & 2200-2500 MHz

XTND-C030-2450

includes 1 x mini-OEM Mesh Rider Radio for Helix ISM (RM-2450-12M3), 2400-2500 MHz

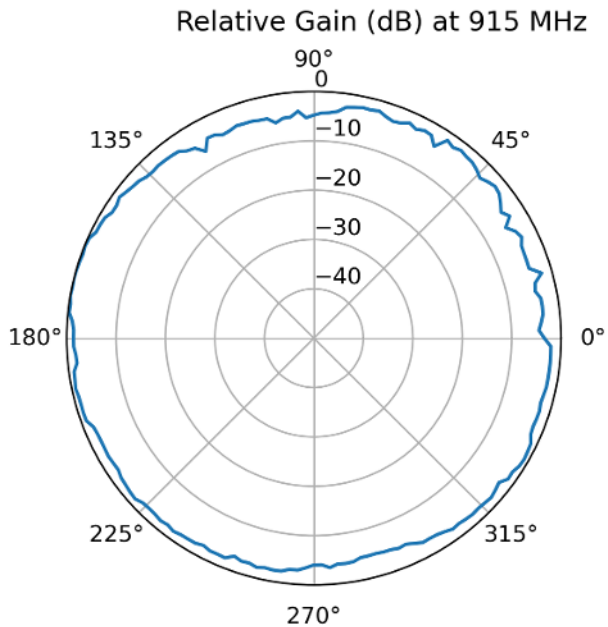
Mechanical dimensions (mm)



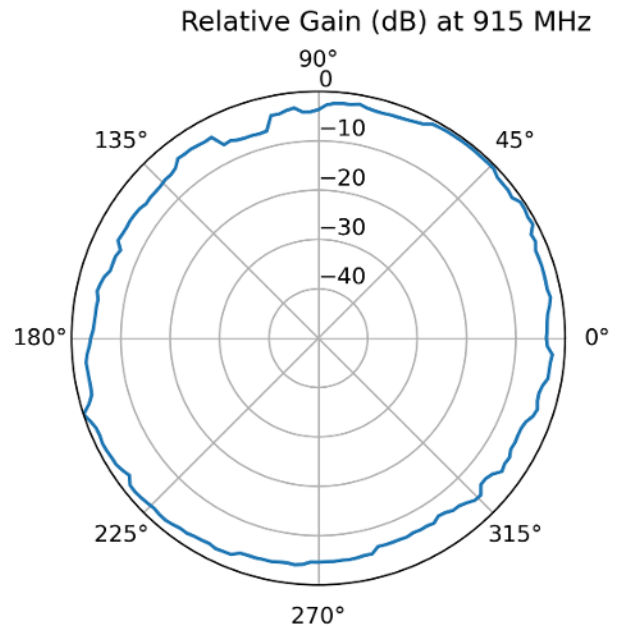
XTND-OMNI Base Station

Product Code: XTND-C030-1700

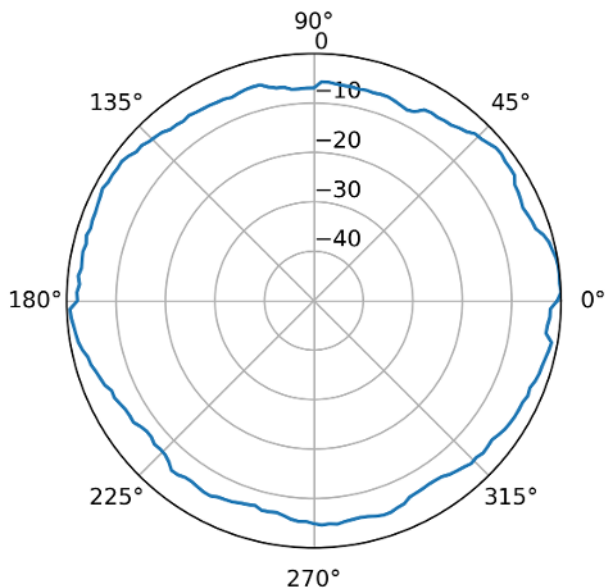
Azimuth patterns (dB)
at zero degrees elevation



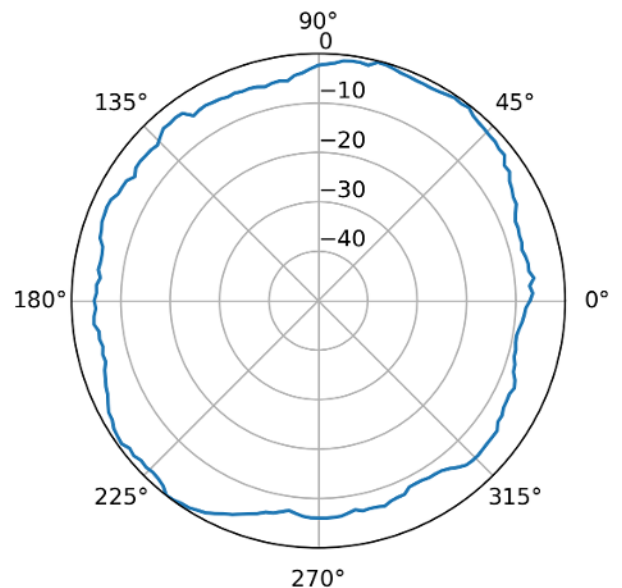
Elevation patterns (dB)
at zero degrees Azimuth



Relative Gain (dB) at 2400 MHz



Relative Gain (dB) at 2400 MHz



Test Scenario

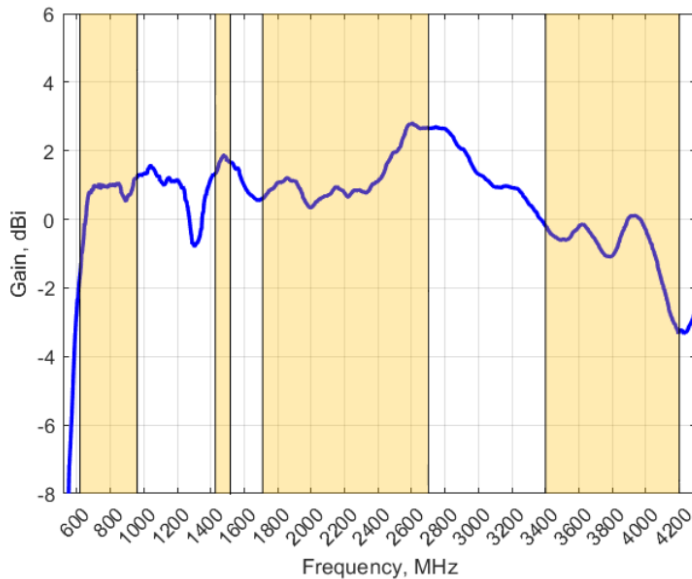
XTND-C030-1700 was tested at Cyntony by placing on 2 meter mast 20 meters from a Doodle Labs Mesh Rider Wearable radio at 2m with 20 dB attenuators and Trival AD-62/DB-915-2450 antennas. An automated test system rotated the XTND-C030 in 2 degree steps, calculating the average of 20 RSSI measurements at each step. Data was then normalized for plotting on a 0 to -50 dB polar plot.

XTND-OMNI Base Station

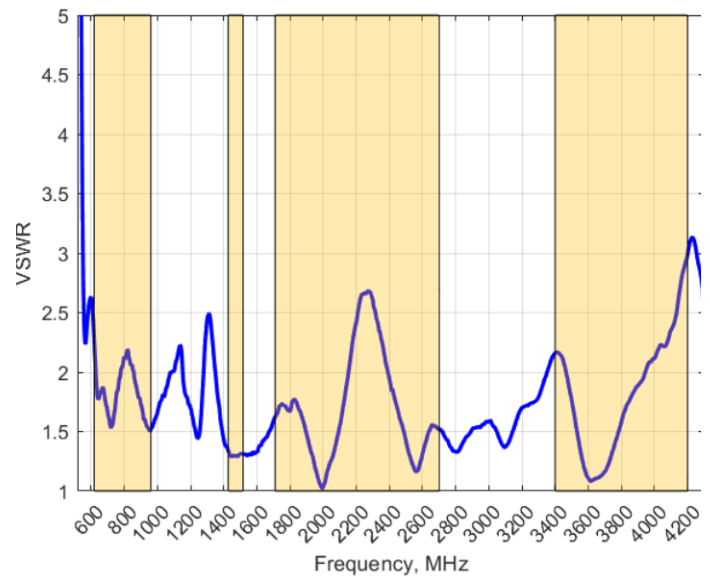
Product Code: XTND-C030

Internal Antenna Specifications

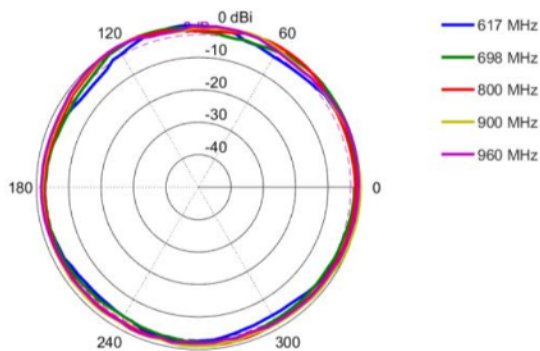
Boresight Gain* (dBi)



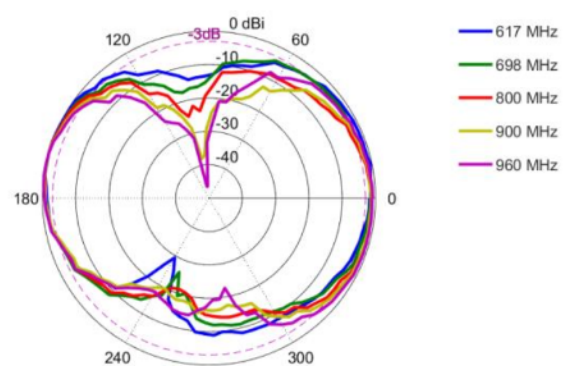
VSWR (x:1)



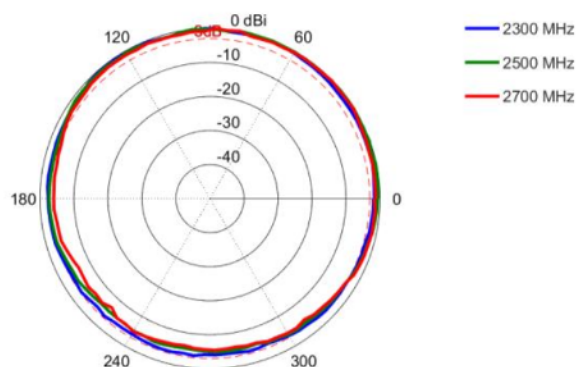
Azimuth: 617 - 960 MHz



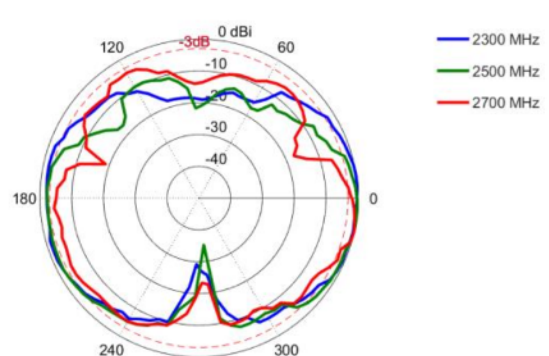
Elevation: 617 - 960 MHz



Azimuth: 2300 - 2700 MHz



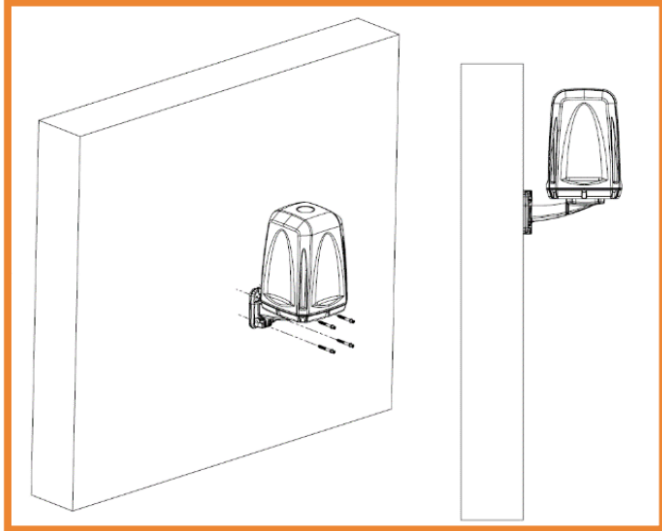
Elevation: 2300 - 2700 MHz



XTND-OMNI Base Station

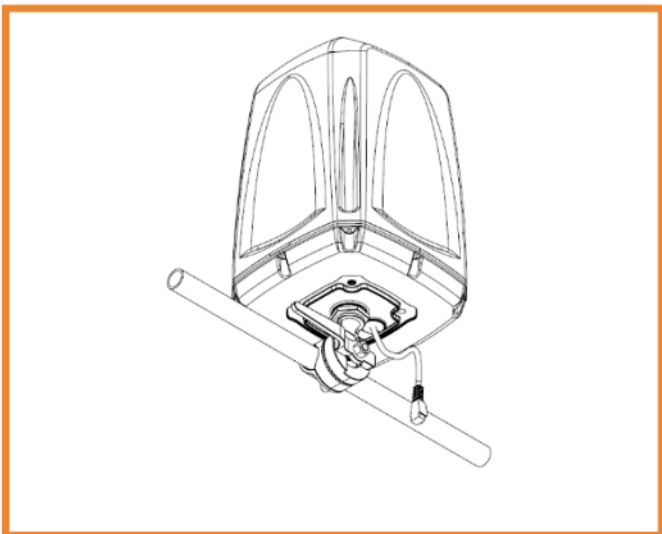
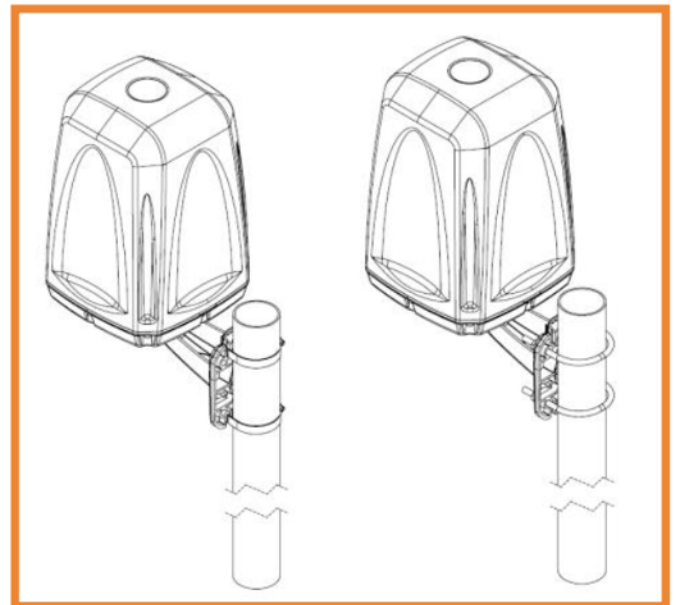
Product Code: XTND-C030

Mounting Variations



Wall Mount with bracket using
knock-in screws (included)

Pole Mount with bracket using
pipe clamps (included)



Marine Mount Surface mounting using
optional marine bracket (BRKT-038 and
MISC 103 Kit – optional)



Optional Masts

ST-R

The ST-R antenna mast is primarily designed for raising and mounting lightweight antennas for mobile operations in stationary settings. The base unit features a specialized three-leg tripod constructed from aluminum alloy tubes, with telescopic support legs made of glass-reinforced polyester composite material. Under normal conditions, the mast does not require additional ropes or anchors.

The three-leg tripod is engineered for rapid deployment, even on uneven terrain. The mast comes packaged in a convenient bag. The standard height is 6 meters (comprising 5 sections of 1.23 meters each), but alternative dimensions and additional guy rope kits are available upon request.

In situations where guying is advised but traditional anchors cannot be used (e.g., on hard ground), the tripod legs can be stabilized with sandbags.



STM

The STM mast series is a family of lightweight manportable/manpack sectionalized tubular masts intended for use with lightweight antennas and equipment. Mast sections are made of composite material (fiberglass) with aluminium joints and painted with the 2 component UV resistant PU paint. All ground mounting accessories for guy-stabilized elevation are included in the strong canvas carrying bag. Various options (section length, number of sections, no. of guying levels, no. of guys, etc.) are available on request.

Standard models:

**STM-3/5-60; STM-5/4-123; STM-6/5-123;
STM-7/6-123; STM-8/7-123**

STM-x/y-dd LEGEND:

x = height in meters

y = number of sections

dd = length of the section in centimeters

