AUTHORIZED USA DISTRIBUTION BY:
Cyntony Corporation
195 Follen Road
Lexington, Massachusetts
sales@cyntony.com
781-430-0675

cyntony
customer attuned

AD-55/K

The antenna AD-55/K is wideband antenna intended for use with modern broadband software-defined radios (SDR) and other radio devices (jammers, scanners, etc.). The antenna is a sleeve dipole center fed design thus enable to work without the presence of the ground plane. The radiation part of the antenna is fully enclosed in a fiberglass radome. The antenna construction is rugged and intended for use in the harshest military environments. The antenna connector is N male.

ELECTRICAL SPECIFICATIONS	
Frequency range	120 - 320 MHz
Impedance	50 ohm
VSWR	< 3.5:1 typical (see diagram)
Gain	-2 ... +4 dBi
Polarization	Vertical
Maximum power	100 W CW
Connector	N male
MECHANICAL SPECIFICATIONS	
Design	UHF Dipole Antenna
Height	1100 ± 2 mm
Weight	1000 ± 5 g
Diameter	28 mm
Color	Black
ENVIRONMENTAL SPECIFICATIONS (perMIL-STD-810G)	
High Operating Temperature	+65 °C Method 501.5 Proc. II
Low Operating Temperature	-40 °C Method 502.5 Proc. II
High Temperature Storage	+75 °C Method 501.5 Proc. I
Low Temperature Storage	-55 °C Method 502.5 Proc. I
Humidity	Method 507.5 Proc. II Method
Salt Fog	509.5 Method 514.6 Proc. I
Vibration	Method 512.5 Proc. I Method
Immersion	506.4 Proc. II Method 510.5
Rain	Proc. I Method 505.5 Proc I
Sand and Dust	Method 508.5 Method 500.5
Solar Radiation	Proc. I
Fungus	
Altitude	

Frequency ranges of AD-55 antenna models:

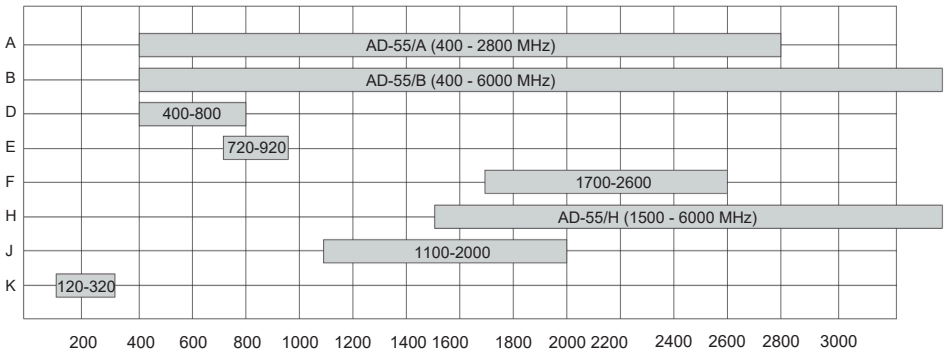

AUTHORIZED USA
DISTRIBUTION BY:
Cyntony Corporation
195 Follen Road
Lexington, Massachusetts
sales@cyntony.com
781-430-0675

cyntony
customer attuned

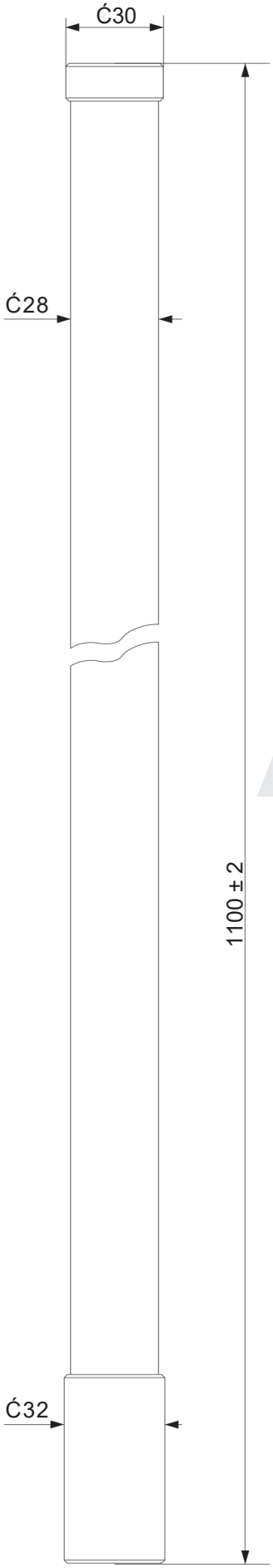

VSWR

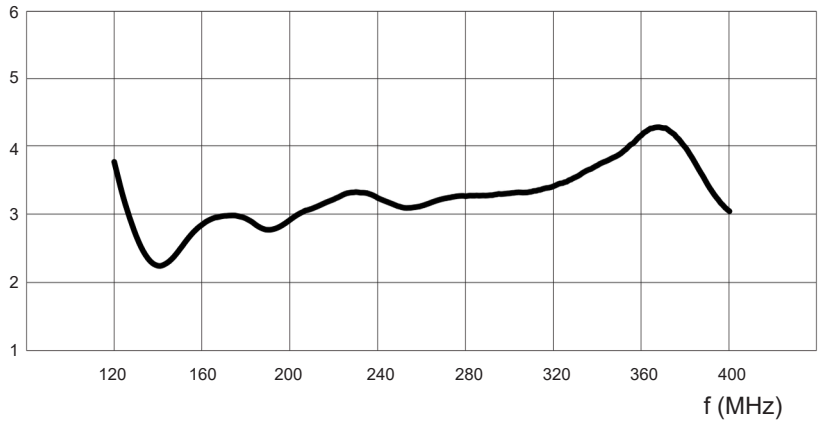

Gain (dBi)

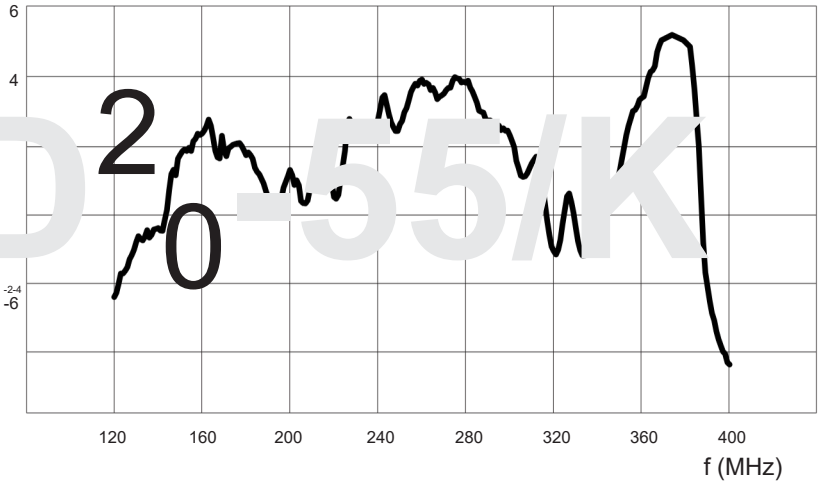

AD-55/K

AUTHORIZED USA
DISTRIBUTION BY:
Cyntony Corporation
195 Follen Road
Lexington, Massachusetts
sales@cyntony.com
781-430-0675

cyntony
customer attuned